

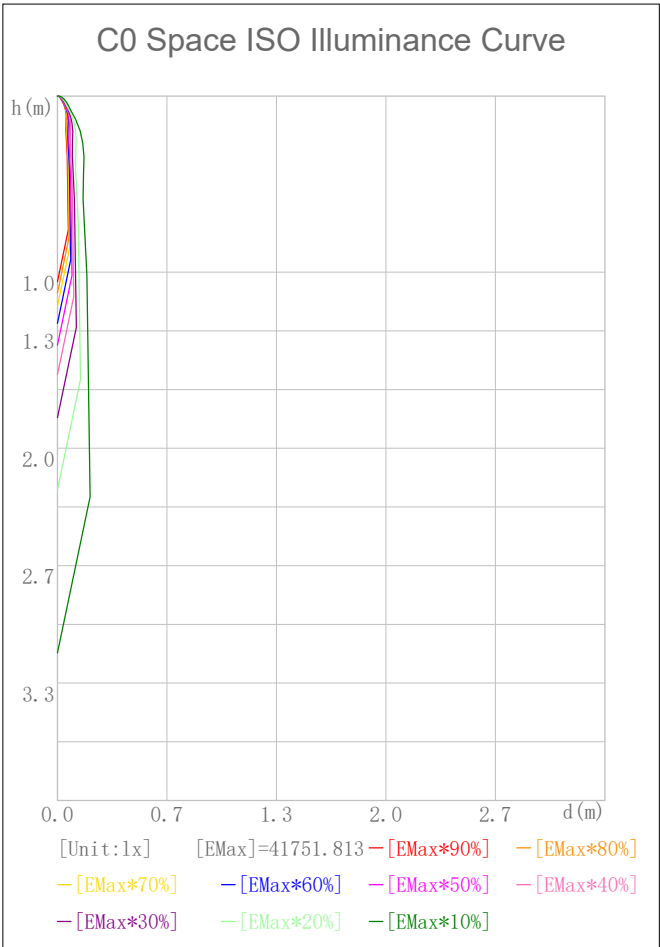
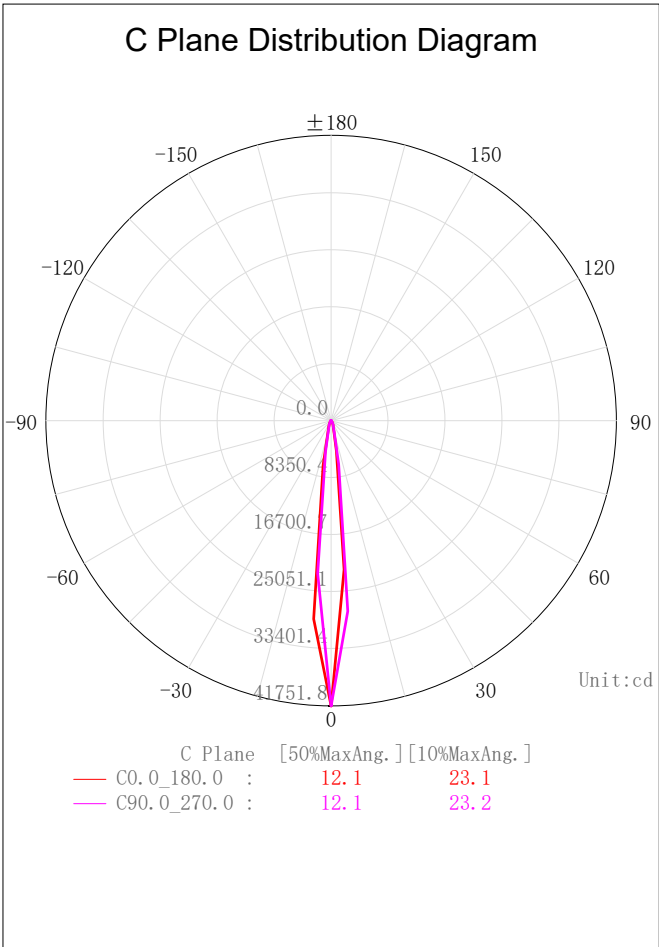
Indoor Luminaire Photometric Data

Description Information

Luminary Name: DL51-35-XX-01 4000K RA90 15D 金色	Lum. Catalog:	Test ID: 01
Lamp Name:	Lamp Catalog: LED	Test Date: 2022/08/11
Manufacture: Shenzhen Norming Lighting	Shld. Ang(°):	Test Machine:GON-2000
Test Lab: Quality Department	Frequency (Hz):	Lamp CCT(K): Ra:
Lum. Size (W*L*H):0.110m*0.110m*0.000m	Lum. Area (m2):0.012	Lum. W (kg): 0.000
Test System: C, γ	Test Step: C=90.0 γ=5.0	Temp. (°C): 25
		Humidity(%): 50.0

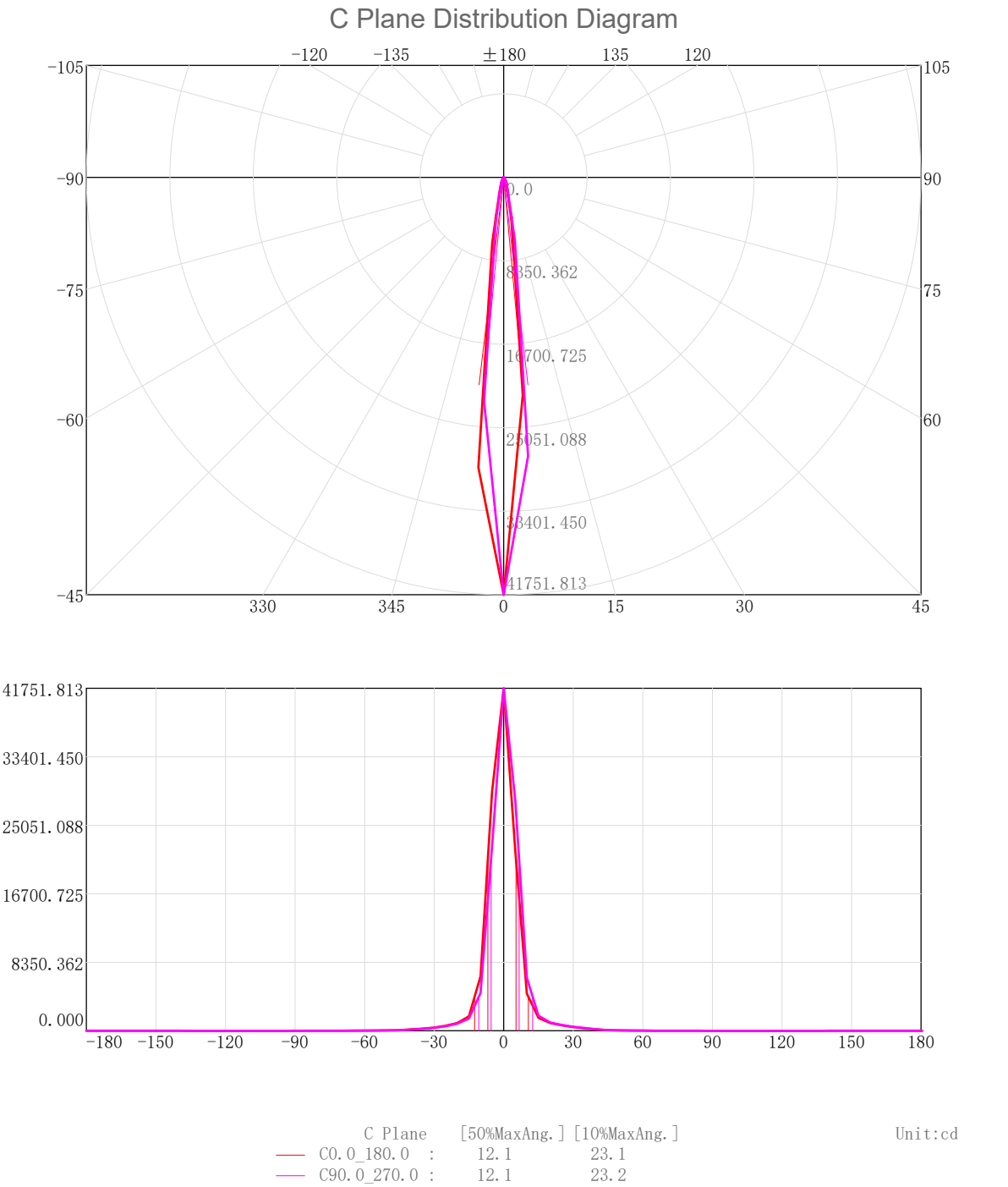
Character Parameter

Lamp Speciality Parameter	Luminaire Speciality Parameter	
Rated Flux(lm): 3258.730	Luminary Flux(lm): 3258.726	Field Angle(10%Imax): 23.1(°)
Rated Power(W):	Luminary Efficiency: 100.00%	Down Lumens&Percent: 3202.880lm 98.29%
Rated Voltage(V):	Luminary EER(lm/W): 96.784	Up Lumens&Percent: 55.845lm 1.71%
Tested Power(W): 33.670	Max. Candela(cd): 41751.813	S/MH: C0_a180=0.210 C90_270=0.209
Lamps' Inside: 1	Max Cand@Ang. (°): C=0.0 γ=0.0	CIE Type: Semi-Direct
Tested Electrics (V, A, pf):239.8, 0.146, 0.960	Beam Angle(50%Imax): 12.1(°)	ErP Φ use(90°): 3185.505lm
Lamp Size (W*L*H):0.110m*0.110m*0.000m	Left=-6.8°, Right=5.3°	IRF(%): 2728.077



2D Plane Light Intensity Distribution Curve

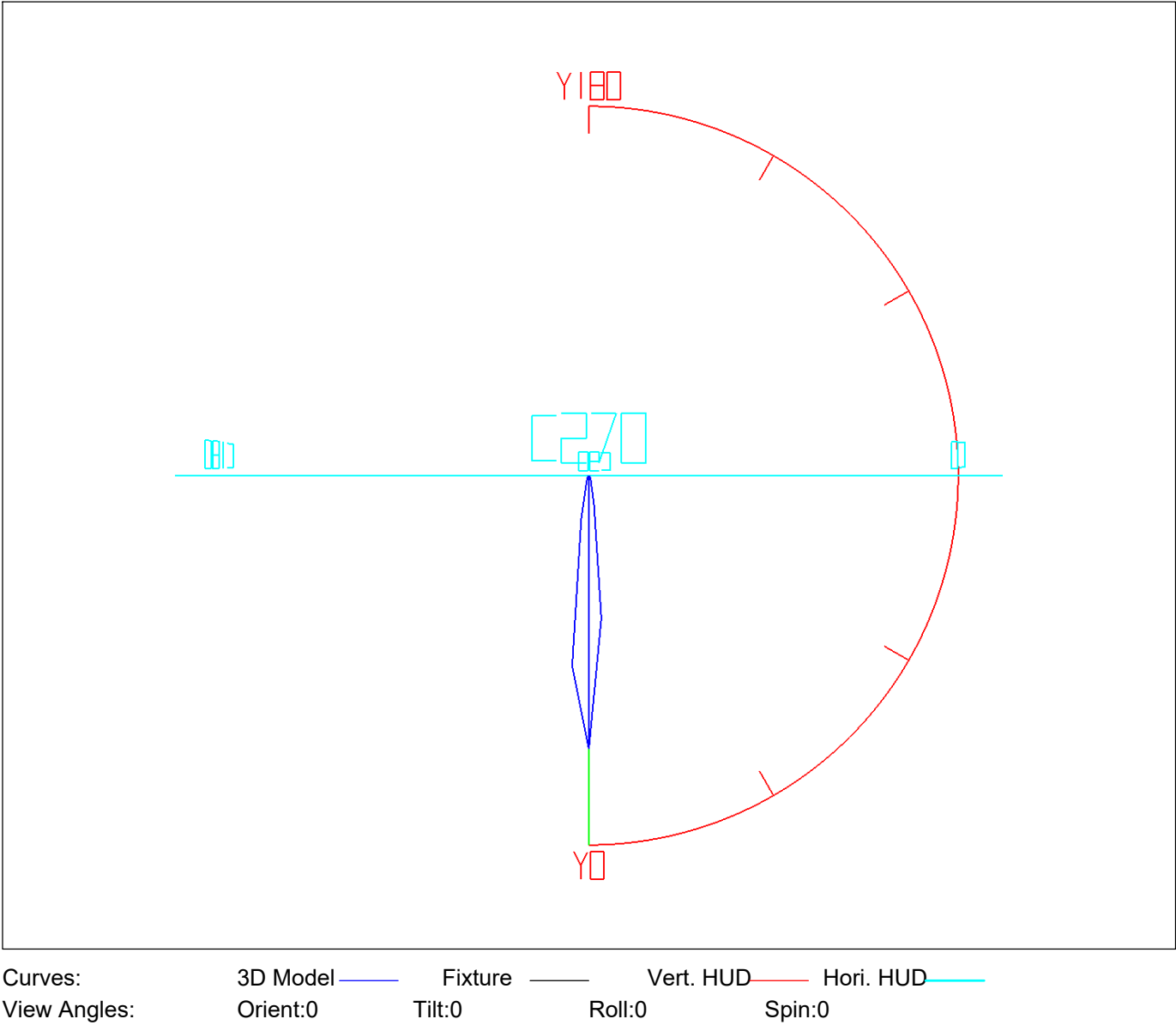
Lum. Name:DL51-35-XX-01 4000K RA90 15D 金色	Lum. Catelog:	Test ID:01
Lamp Name:	Lamp Catelog:LED	Test Lab:Quality Department
Manufacture:Shenzhen Norming Lighting	Test Machine:GON-2000	Test Date:2022/08/11



3D Light Intensity Distribution Modal

Lum. Name:DL51-35-XX-01 4000K RA90 15D 金色	Lum. Catelog:	Test ID:01
Lamp Name:	Lamp Catelog:LED	Test Lab:Quality Department
Manufacture:Shenzhen Norming Lighting	Test Machine:GON-2000	Test Date:2022/08/11

3D Light Intensity Distribution Modal

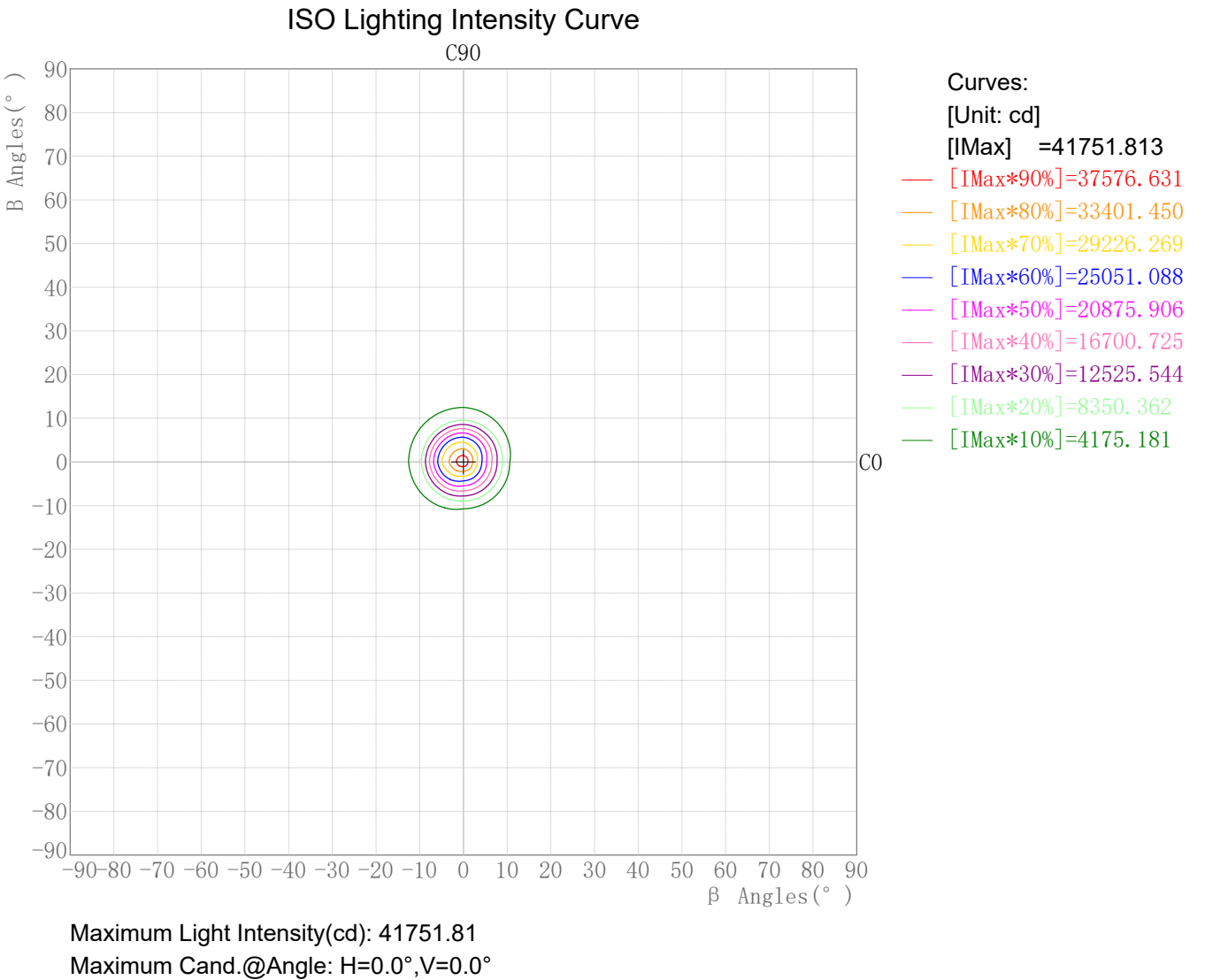


Zonal Flux Tabulation

Zone(γ)	Zone Flux (lm)	Sums Flux (lm)	Zone%Lamp	Sums%Lamp
0.0-5.0	802.35	802.35	24.62	24.62
5.0-10.0	1106.58	1908.93	33.96	58.58
10.0-15.0	429.59	2338.52	13.18	71.76
15.0-20.0	216.24	2554.76	6.64	78.40
20.0-25.0	167.70	2722.47	5.15	83.54
25.0-30.0	136.06	2858.53	4.18	87.72
30.0-35.0	105.18	2963.71	3.23	90.95
35.0-40.0	76.47	3040.18	2.35	93.29
40.0-45.0	46.67	3086.85	1.43	94.73
45.0-50.0	27.57	3114.43	0.85	95.57
50.0-55.0	20.98	3135.41	0.64	96.22
55.0-60.0	16.45	3151.86	0.50	96.72
60.0-65.0	13.35	3165.21	0.41	97.13
65.0-70.0	10.83	3176.04	0.33	97.46
70.0-75.0	8.77	3184.81	0.27	97.73
75.0-80.0	7.16	3191.97	0.22	97.95
80.0-85.0	5.97	3197.95	0.18	98.13
85.0-90.0	4.93	3202.88	0.15	98.29
90.0-95.0	3.91	3206.79	0.12	98.41
95.0-100.0	3.12	3209.91	0.10	98.50
100.0-105.0	2.69	3212.60	0.08	98.58
105.0-110.0	2.52	3215.12	0.08	98.66
110.0-115.0	2.40	3217.52	0.07	98.74
115.0-120.0	2.24	3219.75	0.07	98.80
120.0-125.0	2.20	3221.95	0.07	98.87
125.0-130.0	2.32	3224.28	0.07	98.94
130.0-135.0	2.62	3226.89	0.08	99.02
135.0-140.0	3.43	3230.32	0.11	99.13
140.0-145.0	4.68	3235.00	0.14	99.27
145.0-150.0	5.49	3240.50	0.17	99.44
150.0-155.0	5.35	3245.84	0.16	99.60
155.0-160.0	4.59	3250.44	0.14	99.75
160.0-165.0	3.65	3254.09	0.11	99.86
165.0-170.0	2.67	3256.75	0.08	99.94
170.0-175.0	1.52	3258.28	0.05	99.99
175.0-180.0	0.45	3258.73	0.01	100.00

Rectangle ISO Lighting Intensity Diagram

Lum. Name: DL51-35-XX-01 4000K RA90 15D 金色	Lum. Catelog:	Test ID: 01
Lamp Name:	Lamp Catelog: LED	Test Lab: Quality Department
Manufacture: Shenzhen Norming Lighting	Test Machine:GON-2000	Test Date: 2022/08/11

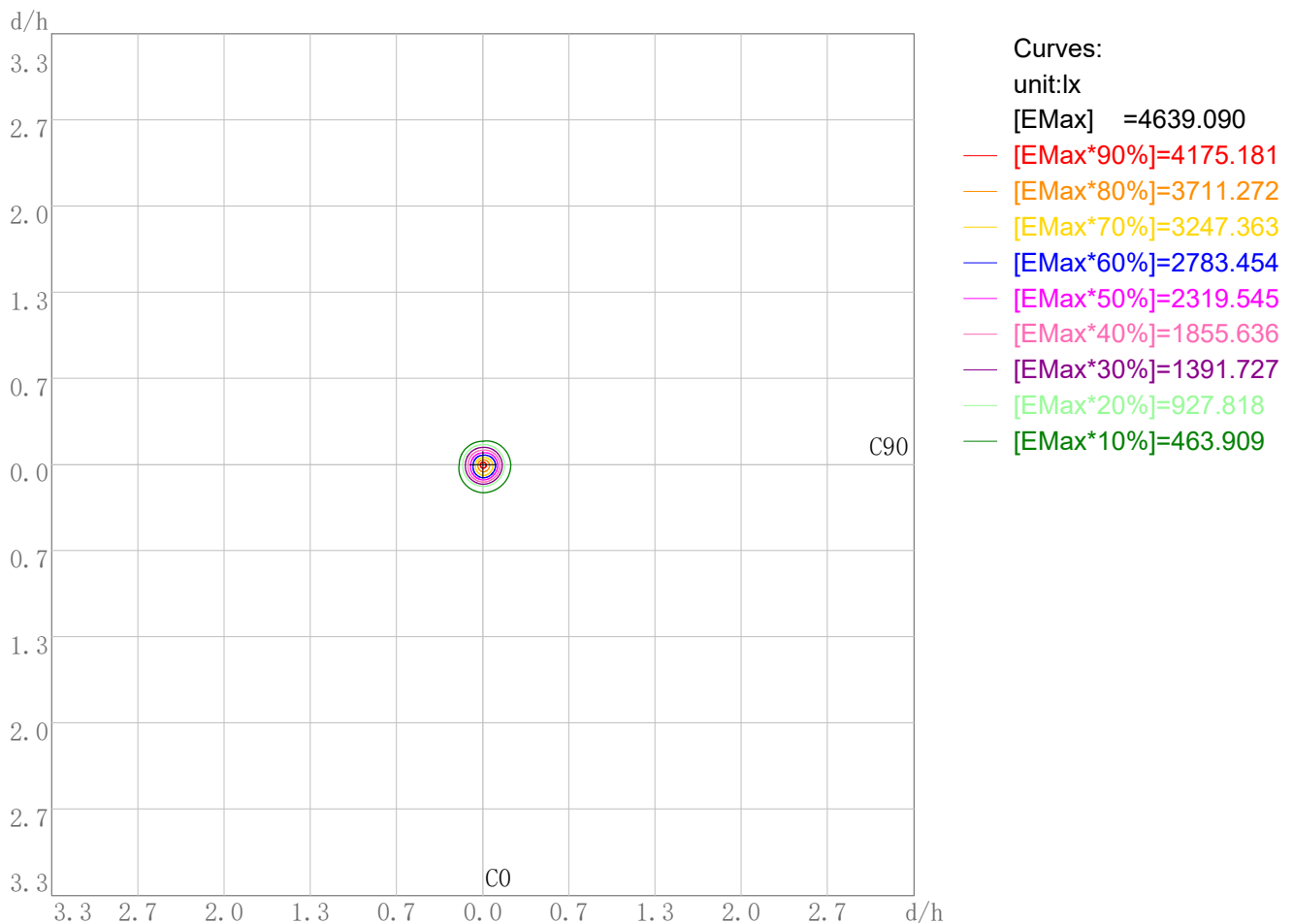


## Photometric Filename:DL51-35-XX-01 4000K RA90 15D 金色.IES

## Plane ISO-Illuminance Diagram

Lum. Name: DL51-35-XX-01 4000K RA90 15D 金色	Lum. Catalog:	Test ID: 01
Lamp Name:	Lamp Catalog: LED	Test Lab: Quality Department
Manufacture: Shenzhen Norming Lighting	Test Machine: GON-2000	Test Date: 2022/08/11

### Plane ISO-Illuminance Curve

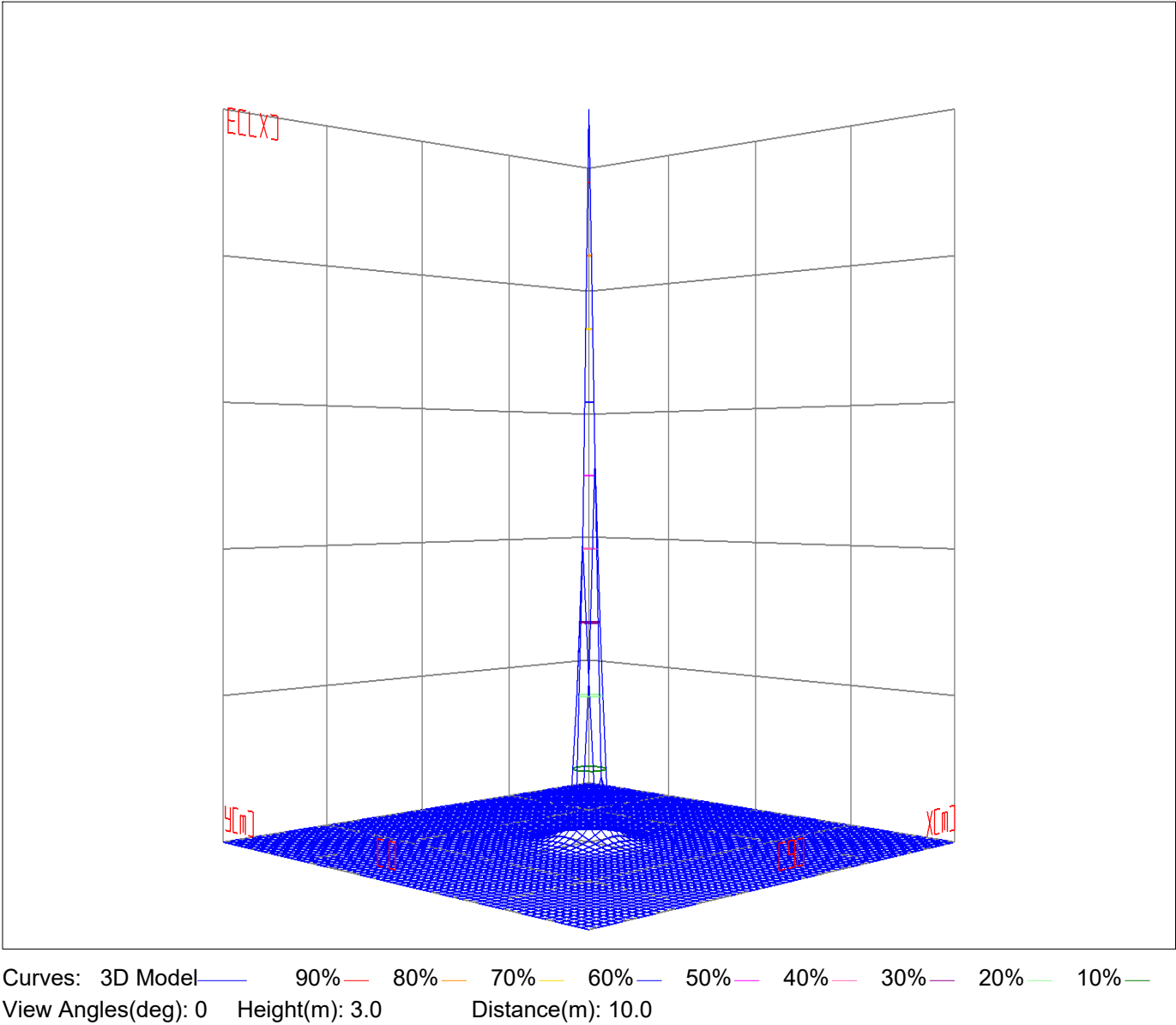


Working Plane Luminaire Mounting Height(m): 3.00  
Working Plane Maximum Illuminance(lx): 4639.09  
Working Plane Maximum Illuminance Position(d/h):H0.0 V0.0

3D Plane ISO Illuminance Diagram

Lum. Name: DL51-35-XX-01 4000K RA90 15D 金色	Lum. Catelog:	Test ID: 01
Lamp Name:	Lamp Catelog: LED	Test Lab: Quality Department
Manufacture: Shenzhen Norming Lighting	Test Machine:GON-2000	Test Date: 2022/08/11

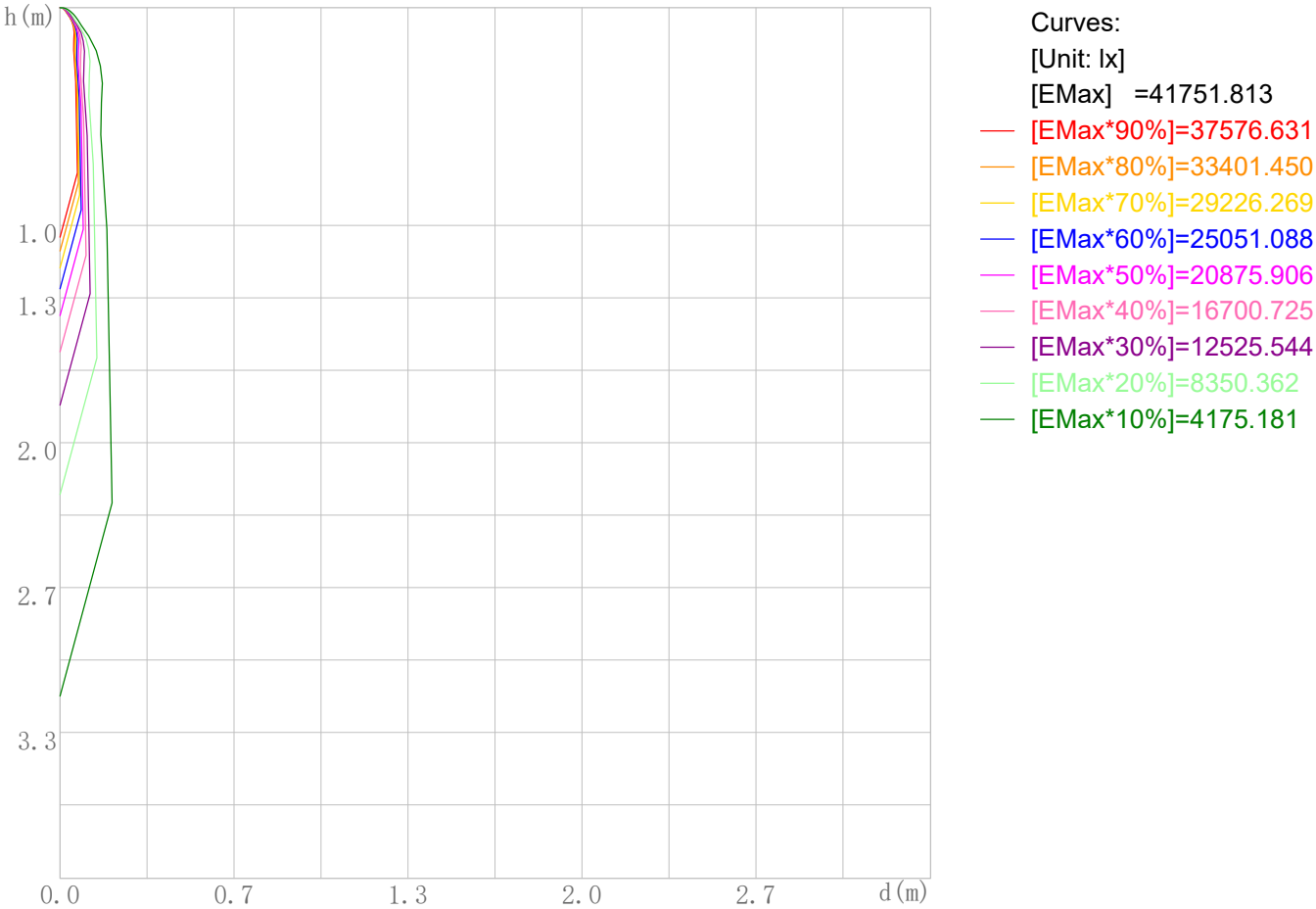
3D Plane Illuminance Modal



Space ISO Illuminance Diagram

Lum. Name:DL51-35-XX-01 4000K RA90 15D 金色	Lum. Catelog:	Test ID:01
Lamp Name:	Lamp Catelog:LED	Test Lab:Quality Department
Manufacture:Shenzhen Norming Lighting	Test Machine:GON-2000	Test Date:2022/08/11

Space ISO Illuminance Curve

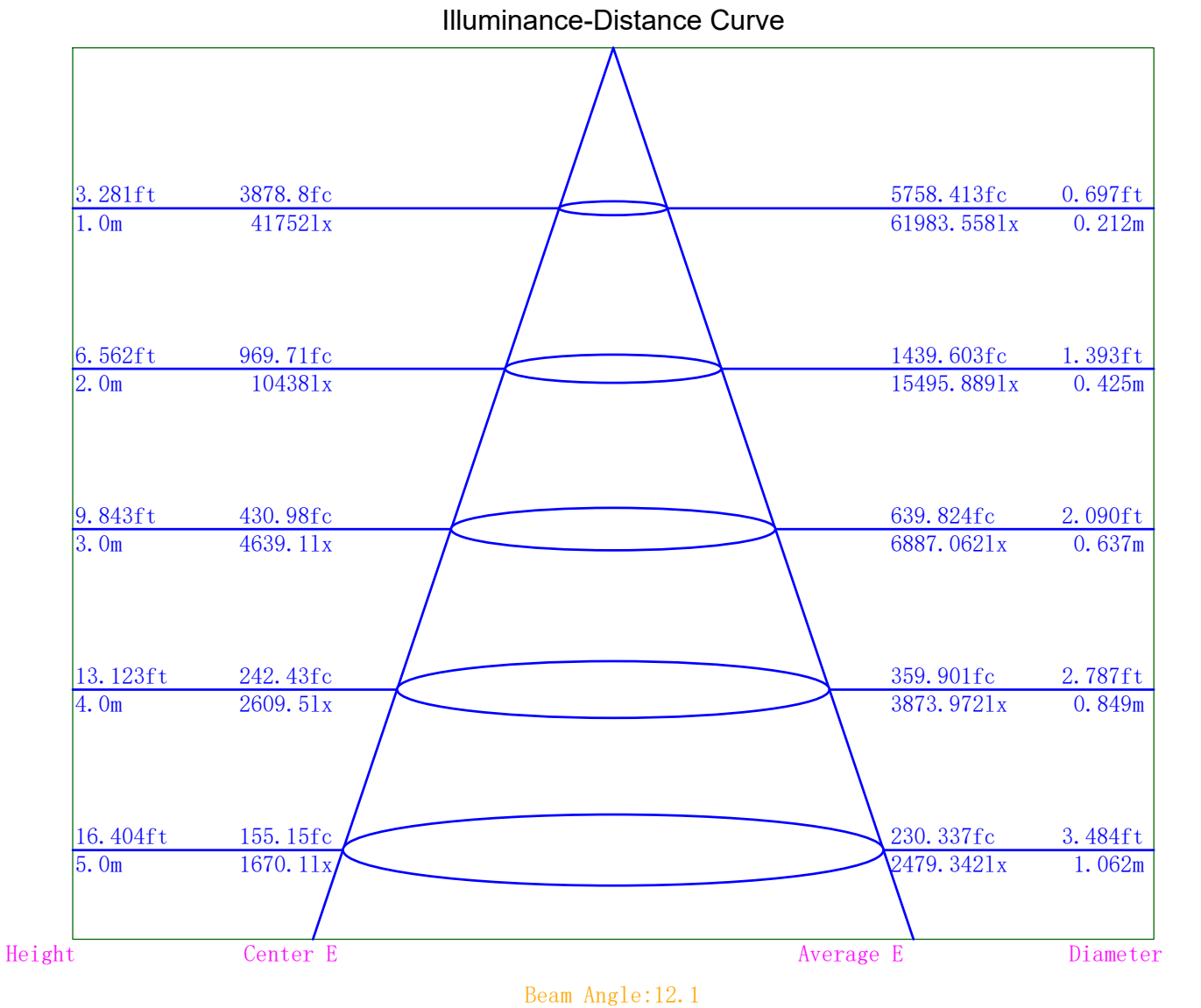


Space Plane Maximum Illuminance and @Angle:41751.81lx,0.0deg  
Plane Maximum Lighting Intensity and @Angle:41751.813cd,0deg



Illuminance-Distance Diagram

Lum. Name:DL51-35-XX-01 4000K RA90 15D 金色	Lum. Catelog:	Test ID:01
Lamp Name:	Lamp Catelog:LED	Test Lab:Quality Department
Manufacture:Shenzhen Norming Lighting	Test Machine:GON-2000	Test Date:2022/08/11



Indoor Luminance Limiting Curves

Lum. Name:DL51-35-XX-01 4000K RA90 15D 金色	Lum. Catalog:	Test ID:01
Lamp Name:	Lamp Catalog:LED	Test Lab:Quality Department
Manufacture:Shenzhen Norming Lighting	Test Machine:GON-2000	Test Date:2022/08/11

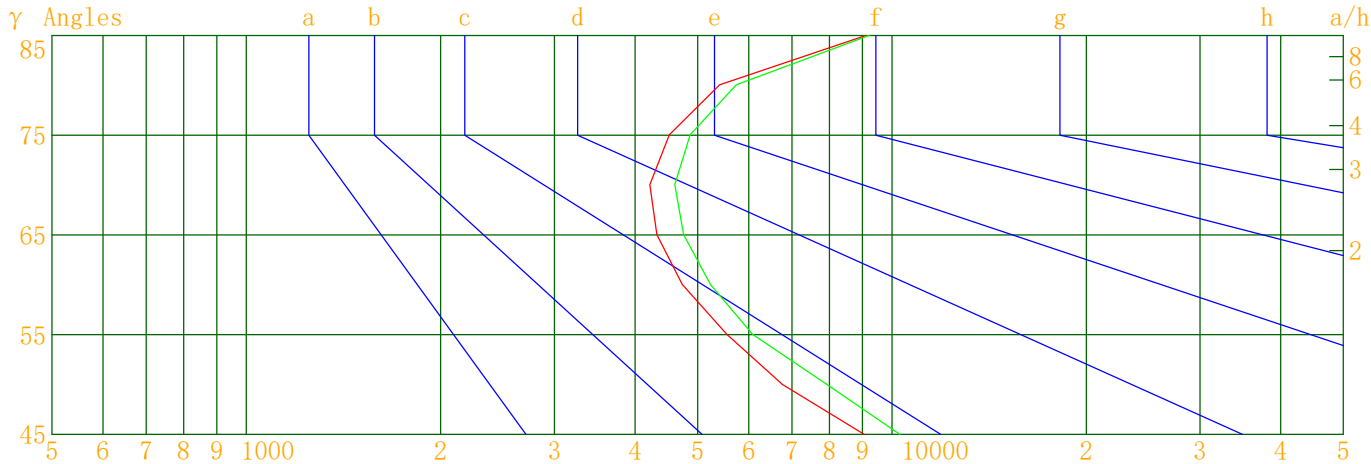
Glare Grade Table

GI	Quality	Using Illuminance							
1.15	A	2000	1000	500	<=300				
1.5	B		2000	1000	500	<=300			
1.85	C			2000	1000	500	<=300		
2.2	D				2000	1000	500	<=300	
2.55	E	a				2000	1000	500	<=300
			b	c	d	e	f	g	h

Luminance Table

Gama(deg)	45	50	55	60	65	70	75	80	85
C0	9057	6765	5551	4735	4323	4216	4521	5408	9109
C90	10283	7926	6085	5235	4755	4609	4868	5740	9215

Luminance Limiting Curve



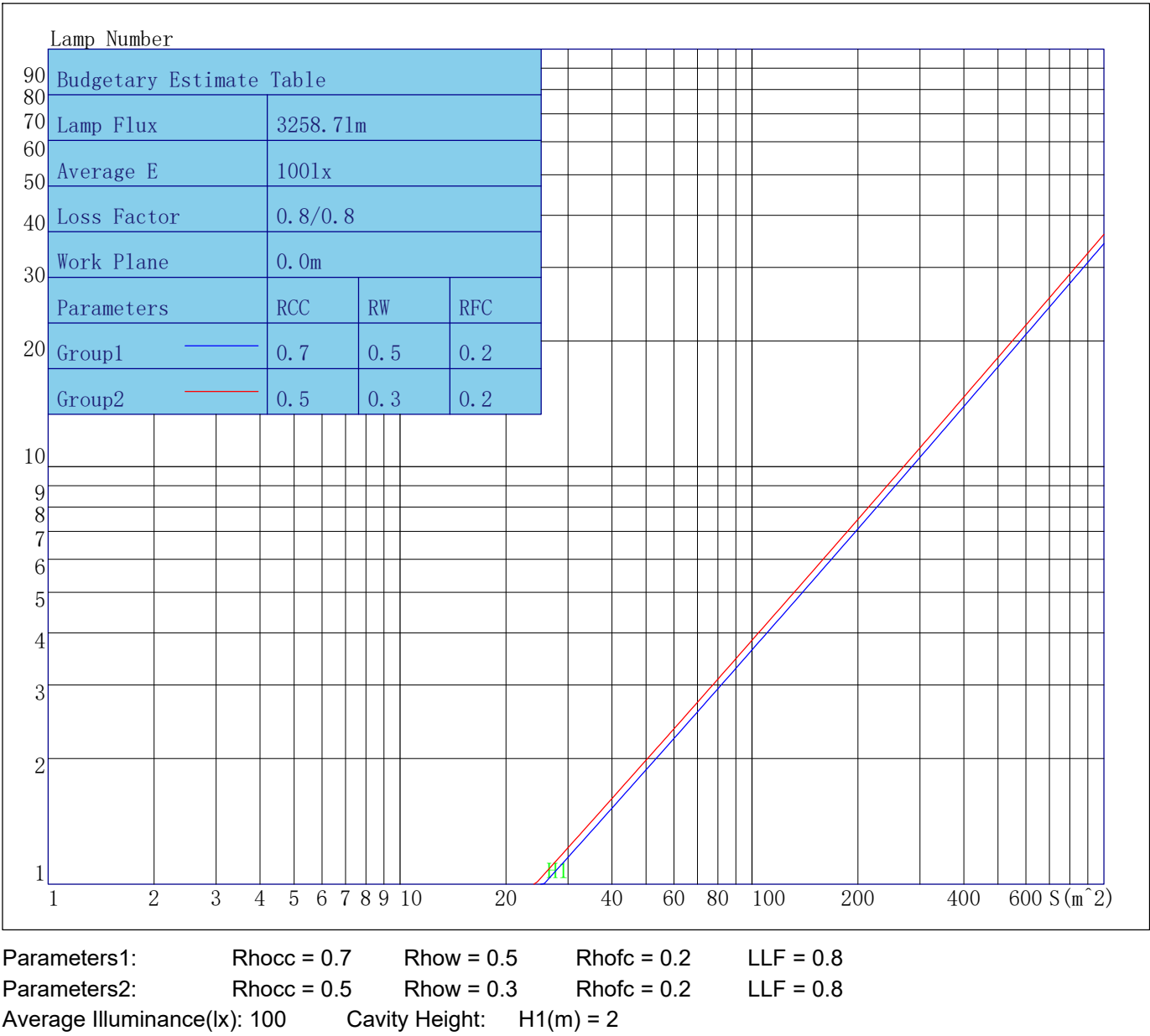
Luminous Size:Length(m)=0.110Width(m)=0.110Height(m)=0.000Area(m^2)=0.012100

Luminous Type:Without Luminous Side

Luminous Curves:C0-C180 Color: C90-C270 Color:

Indoor Budgetary Estimate Table

Lum. Name:DL51-35-XX-01 4000K RA90 15D 金色	Lum. Catelog:	Test ID:01
Lamp Name:	Lamp Catelog:LED	Test Lab:Quality Department
Manufacture:Shenzhen Norming Lighting	Test Machine:GON-2000	Test Date:2022/08/11



Indoor Coefficient of Utilization Table

Lum. Name:DL51-35-XX-01 4000K RA90 15D 金色	Lum. Catelog:	Test ID:01
Lamp Name:	Lamp Catelog:LED	Test Lab:Quality Department
Manufacture:Shenzhen Norming Lighting	Test Machine:GON-2000	Test Date:2022/08/11

Coefficients of Utilization - Zonal Cavity Method																		
Coef.	Effective Floor Cavity Reflectance RFC=0.20																	
RhoCC (%)	80				70				50			30			10			0
RhoW (%)	70	50	30	10	70	50	30	10	50	30	10	50	30	10	50	30	10	0
RCR	Coefficient of Utilization(%)																	
0	119	119	119	119	116	116	116	116	110	110	110	105	105	105	100	100	100	98
1	115	112	111	109	112	110	109	107	106	105	103	102	101	100	98	98	97	95
2	111	107	104	102	109	106	103	101	102	100	98	99	97	96	96	95	94	92
3	108	103	100	97	106	102	99	96	99	96	94	97	94	93	94	93	91	90
4	105	100	96	93	103	98	95	92	96	93	91	94	92	90	92	90	89	88
5	102	96	93	90	101	96	92	89	94	91	88	92	90	88	91	88	87	86
6	100	94	90	87	98	93	89	87	92	88	86	90	87	85	89	87	85	84
7	97	91	88	85	96	91	87	85	90	86	84	88	86	84	87	85	83	82
8	95	89	86	83	94	89	85	83	88	85	82	87	84	82	86	83	82	81
9	93	87	84	81	92	87	83	81	86	83	81	85	82	80	84	82	80	79
10	92	86	82	80	91	85	82	80	85	82	79	84	81	79	83	81	79	78

Unified Glare Rating Table

Lum. Name:DL51-35-XX-01 4000K RA90 15D 金色	Lum. Catelog:	Test ID:01
Lamp Name:	Lamp Catelog:LED	Test Lab:Quality Department
Manufacture:Shenzhen Norming Lighting	Test Machine:GON-2000	Test Date:2022/08/11

Unified Glare Rating Table

Ceiling RCC	0.70	0.70	0.50	0.50	0.30	0.70	0.70	0.50	0.50	0.30
Wall RW	0.50	0.30	0.50	0.30	0.30	0.50	0.30	0.50	0.30	0.30
Floor RFC	0.20	0.20	0.20	0.20	0.20	0.20	0.20	0.20	0.20	0.20
Room Size	Vewed crosswise					Vewed endwise				
X=2H    Y=2H	13.0	13.9	13.4	14.2	14.6	13.7	14.5	14.1	14.9	15.2
	13.4	14.1	13.8	14.5	14.9	14.0	14.8	14.5	15.2	15.6
	13.7	14.4	14.1	14.7	15.2	14.3	15.0	14.7	15.4	15.8
	14.0	14.6	14.5	15.1	15.5	14.6	15.3	15.1	15.7	16.1
	14.2	14.8	14.7	15.3	15.7	14.8	15.4	15.3	15.9	16.3
	14.6	15.1	15.0	15.5	16.0	15.1	15.7	15.6	16.1	16.6
X=4H    Y=2H	13.0	13.7	13.4	14.1	14.5	13.7	14.4	14.1	14.7	15.2
	13.6	14.2	14.1	14.6	15.1	14.2	14.8	14.7	15.2	15.7
	14.0	14.5	14.5	15.0	15.5	14.6	15.1	15.1	15.6	16.1
	14.6	15.0	15.1	15.5	16.0	15.1	15.6	15.7	16.0	16.6
	14.9	15.3	15.4	15.8	16.3	15.5	15.8	16.0	16.3	16.8
	15.4	15.7	15.9	16.2	16.8	15.9	16.2	16.4	16.7	17.2
X=8H    Y=4H	14.2	14.5	14.7	15.0	15.5	14.7	15.1	15.2	15.6	16.1
	14.9	15.2	15.5	15.8	16.3	15.4	15.7	16.0	16.3	16.8
	15.4	15.7	16.0	16.2	16.8	15.9	16.2	16.5	16.7	17.3
	16.1	16.3	16.7	16.9	17.5	16.5	16.7	17.1	17.3	17.9
X=12H    Y=4H	14.2	14.5	14.7	15.0	15.5	14.7	15.0	15.2	15.6	16.1
	15.0	15.3	15.6	15.8	16.4	15.5	15.8	16.1	16.3	16.9
	15.6	15.8	16.2	16.4	17.0	16.1	16.3	16.6	16.8	17.4
Variations with the objerver position at spacings										
S=1.0H	0.1/-0.1					0.2/-0.2				
S=1.5H	0.3/-0.3					0.3/-0.3				
S=2.0H	0.3/-0.3					0.3/-0.4				
Reduced UGR Table:										
Nordic Standard Table:	BK0					BK0				
Correction Value	2.3					2.2				

o the CIE Pub.117,data has been corrected,refers to the lamp's lumens 8.2flm.

Candela Tabulation

V/H	C0.0	C90.0	C180.0	C270.0
γ 0.0	41751.8	41751.8	41751.8	41751.8
γ 5.0	21865.6	27991.8	29131.0	22466.1
γ 10.0	4535.8	6465.3	6651.6	4626.3
γ 15.0	1576.8	1845.2	1772.7	1494.2
γ 20.0	954.7	1024.9	960.1	866.7
γ 25.0	676.3	723.5	624.3	565.4
γ 30.0	458.7	500.0	393.9	358.5
γ 35.0	298.8	339.2	264.0	244.0
γ 40.0	158.7	199.2	174.4	155.1
γ 45.0	77.5	88.0	82.0	73.5
γ 50.0	52.6	61.6	58.8	51.9
γ 55.0	38.5	42.2	41.6	38.8
γ 60.0	28.6	31.7	32.8	30.4
γ 65.0	22.1	24.3	25.7	23.9
γ 70.0	17.4	19.1	19.9	18.6
γ 75.0	14.2	15.2	15.2	14.5
γ 80.0	11.4	12.1	12.5	12.0
γ 85.0	9.6	9.7	10.8	9.9
γ 90.0	7.7	8.0	8.8	7.7
γ 95.0	6.9	6.9	6.0	5.3
γ 100.0	6.2	5.9	4.4	4.2
γ 105.0	5.4	5.6	4.1	4.3
γ 110.0	5.3	5.4	4.1	4.3
γ 115.0	4.3	4.7	4.6	5.1
γ 120.0	3.8	3.8	5.3	5.2
γ 125.0	4.7	3.6	5.8	5.8
γ 130.0	5.2	5.1	6.2	6.3
γ 135.0	7.0	6.2	7.6	8.3
γ 140.0	11.2	9.8	11.0	12.9
γ 145.0	17.0	14.8	16.9	18.7
γ 150.0	20.6	19.2	20.9	21.1
γ 155.0	21.6	21.0	22.8	21.9
γ 160.0	22.4	20.8	23.5	21.1
γ 165.0	22.8	21.6	23.4	21.5
γ 170.0	22.0	22.6	23.2	22.6
γ 175.0	18.9	20.9	20.5	19.6
γ 180.0	17.6	17.6	17.6	17.6